



September
2019

**Welcome to
Reception**

With Miss Dunlavy



Welcome to Acomb First School

This presentation aims to provide you an introduction to Reception at Acomb First School and includes information that I hope you will find useful!

School Vision:

- Our vision for Acomb First School is to achieve the best quality education providing a culture of learning and discovery for all our children, in a caring and stimulating environment.
- We treat all children as individuals, valuing their talents and interests and celebrating all achievements along the way.



About me!



What this presentation will cover:



- Timetable and overview of learning
- Expectations for Reception
 - Reading
 - Writing, including phonics and Literacy
 - Maths
- Baseline check
- End of Reception Statutory Assessments
- How to support your child at home

Welcome to Reception.

Timetable for Autumn Term 1

School starts at 8:45am. You can bring the children into the classroom and get them started on their Funky Finger activities!

School finishes at 3:15pm.



MONDAY	PHONICS 9:00 - 9:25	English 9:30 - 10:30	ASSEMBLY 10:30 - 10:45	Maths 11:00 - 12:00	GUIDED READING 1.05 - 1.30	Geography/ History 1:30 - 2:15	Child Initiated 2:15 - 3:00
TUESDAY	PHONICS 9:00 - 9:25	English 9:30 - 10:30	ASSEMBLY 10:30 - 10:45	Maths 11:00 - 12:00	GUIDED READING 1.05 - 1.30	Science 1:30 - 2:15	Child Initiated 2:15 - 3:00
WEDNESDAY	REGISTRATION 8:55 - 9:00			PHONICS 9:00 - 9:25	English 9:30 - 10:45	ASSEMBLY 10:30 - 10:45	Maths 11:00 - 12:00
THURSDAY	PHONICS 9:00 - 9:25	English 9:30 - 10:45	10:30 - 10:45	PLAYTIME 10:45 - 11:00			Maths 11:00 - 12:00
FRIDAY	PHONICS 9:00 - 9:25	English 9:30 - 10:30	PE 10:30 - 11:00	LUNCHTIME 12:00 - 1:00			Maths 11:00 - 12:00
REGISTRATION 1:00 - 1:05				GUIDED READING 1.05 - 1.30	Circle Time 1:30 - 1.50	Music 1:50 - 2:15	Child Initiated 2:15 - 2:45
Forest School 1:00 - 3:00				GUIDED READING 1.05 - 1.30	PE 1:30 - 2:15	Child Initiated 2:15 - 2:45	ASSEMBLY 2:45 - 3.00
CLASS READING BOOK 3:00 - 3:15				GUIDED READING 1.05 - 1.30	Child Initiated 2:15 - 2:45	ASSEMBLY 2:45 - 3.00	



Literacy

Maths

UTW

**The EYFS
Development
Matters**

Physical
Development

EAD

PSED

C&L

Reception Topic map for Autumn Term

Communication and Language

- . Castle Role Play
- . Listening to stories
- Attention and recall, joining in, questions.
- Rhyming words
- Asking and answering questions.
- Increasing vocab based on stories.

Mathematics

- . Number recognition
- . Counting
- . Ordering numbers
- . 2d shape and position
- . Repeating patterns
- . Addition and subtraction

Personal, Social and Emotional

- . Rules and routines, settling in
- . Dealing with conflict
- . Emotions and how to recognise/regulate them
- . How to be a good friend
- . Being resilient learners.

Physical Development

- . Lots of opportunities for gross motor skill outdoors
- . Getting changed for PE independently
- . PE games and activities
- . Yoga?

Expressive arts and design

- . Hand print promises
- . Colour mixing
- . Textures
- . Exploring how materials can be changed to create a desired effect.
- . Dance
- . Using our imagination to create props for role play, etc.

Castles and Knights



Understanding the world

- . Talk about observations
- . Asks questions
- . Growth and decay, changes over time
- . Materials
- . Talk about significant events in their own lives.

Forest School

At home

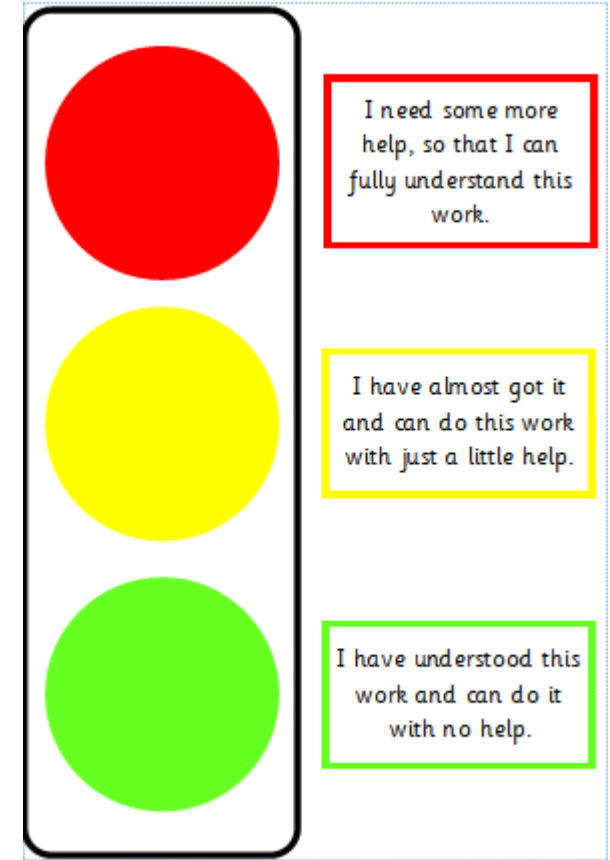
- . Your child could bring something from home for show and tell that tells us something about them!
- . Reading rhyming books together, Julia Donaldson is great for this.

Life in Reception



During your child's time in Reception, they will..

- Be encouraged to become more independent as they move towards more formal working.
- Move towards End of Year Expectations which are known as Early Learning Goals.
- There won't be much homework, however I will always send home reading books.
- Complete baseline and end of year assessments.



Reading

At the beginning of the year, children will be sent home with books that have no words. These are for the children to gain a solid understanding of how a book works and improve their comprehension.

Eventually children will move onto banded reading books based on their phonics level.

In school, we will aim to read with every child once a week and change their books twice a week (Wednesday and Friday). These books will only be changed if the reading record entry is signed by an adult.

It is important that you read with your child as often as possible.

Year group	Age	Oxford Level	Book Band
Nursery	Up to 4 years old	1	Lilac
		1+	Pink
Reception / Primary 1	4-5 years old	1	Lilac
		1+	Pink
		2	Red
		3	Yellow
		4	Light blue
Year 1 / Primary 2	5-6 years old	5	Green
		6	Orange
Year 2 / Primary 3	6-7 years old	7	Turquoise
		8	Purple
		9	Gold
		10	White
		11	Lime
		12	Lime +
		8	Brown
Year 3 / Primary 4	7-8 years old	9	
		10	
		11	
		12	
		13	Grey
Year 4 / Primary 5	8-9 years old	14	Dark blue
		15	
Year 5 / Primary 6	9-10 years old	16	Dark red
		17	
Year 6 / Primary 7	10-11 years old	18	
		19	
		20	

Reading

d a d
• • •

Reception end of year expectations.

Children read and understand simple sentences.

They use phonic knowledge to decode regular words and read them aloud accurately.

They read some common irregular words. (tricky words)

They demonstrate understanding when talking with others about what they have read.

s h e
• • •

Writing

Reception End of Year Expectations

Children use their phonic knowledge to write words in ways which match their spoken sounds.

They also write some irregular common words.

They write simple sentences which can be read by themselves and others.

Some words are spelt correctly and others are phonetically plausible.















Phonics

Read Write Inc.
Phonics

Reception are taught phonics every morning. We will start with set 1 sounds at the beginning of the year, doing one sound a day and reviewing on a Friday. After October half term, we will move onto set 2 if the children are ready to do so.

Letter Formation Rhymes

								
Maisey mountain mountain	Around the apple, down the leaf	Slither down the snake	Round his bottom, up his tall neck and down to his feet	Down the tower, across the tower	Down the body, dot for the head	Down Nobby and over his net	Down the plait and over the pirate's face	Round her face, down her hair and give her a curl
								
All around the orange	Curl around the caterpillar	Down the kangaroos body, tail and leg	Down and under, up to the top and draw a puddle	Down the laces, to heel, round the toe	Down the stem and draw the leaves	Lift off the top and scoop out the egg	Down the long leg	Down the head, to the hooves and over his back
								
Down his back, then curl over his arm	Down the body, curl and dot	Down a wing, up a wing	Down a horn, up a horn and under his head	Down up, down up	Zig-zag-zig	Round her head, up past her earrings and down her hair	Down the arm and leg, repeat the other side	

Maths

Maths is split into two main sections – Number and Shape, Space and Measure. In Reception children are taught these concepts very practically. In order to achieve greater depth of thinking, children are taught to solve problems in a range of ways. To begin with, they will do so with concrete objects (counting teddies, coins etc). When they are ready and secure, children will be moved on to solving problems abstractly (mentally and without the aid of resources)

Reception End of Year Expectations
Children count reliably with numbers from one to 20.
Children can put numbers 1-20 in order.
Children can say which number is one more or less than a given number.
20.Using quantities and objects, they add and subtract two single-digit numbers and count on or back to find the answer.
They solve problems, including doubling, halving and sharing.
Children use everyday language to talk about size, weight, capacity, position, distance, time and money to compare quantities and objects and to solve problems.
They recognise, create and describe patterns.
They explore characteristics of everyday objects and shapes and use mathematical language to describe them.

Just a reminder!

Please remember to send a named water bottle into school as the children, the water bottles are available throughout the day.



Please remember to name all items of uniform so that any lost items of clothing can be returned to their rightful owner!

PE- Thursday and Friday:

The children need named PE kit and trainers or sandshoes in school at all times. They need their blue shorts, white T shirts and any coloured joggers and sweatshirt or fleece top so they are prepared for indoor or outdoor PE all year. If your daughter wears tights please put some socks in the PE bag. Please put in a drawstring bag, which is available from school if you don't have one. These items are separate from the Wentworth kit. [\(See below\)](#)

Forest school – Wednesday pm with Anna Gray.

The children need warm clothes to go underneath their waterproofs for forest school. This includes a long sleeve top and sweatshirt, warm socks, joggers or leggings, hat scarves and gloves etc. These will be kept separate from their PE kit



How can I help?

We want to encourage our children to be as independent as possible. Encouraging your child to dress themselves independently is great for when it comes to PE.

Read everything! Books are for enjoyment, as well as learning, so encourage reading as much as you can. Talk about what they've read, ask opinions, make predictions, visit the library. Reading doesn't just have to be the books we send home.

Tapestry!

Tapestry is a great way of communicating with me. If your child has done anything they'd like to share, pop it on tapestry and we can have a look at it together.

Feel free to come and see me before or after school, I'll always be around!





Thank You!

Have you got any Questions?

Don't forgot that the school website <http://www.acomb.northumberland.sch.uk/> is kept up to date with the latest news and events and has lots more information about our school.